

120.83 – 128.2m

7.2m @ 14.9 g/t Au, 54.9 g/t Ag (VS_01, VS_21)



124 124.2m 36.9 g/t Au, 203 g/t Ag

Banded quartz aldularia vein exhibiting both colloform and crustiform textures.

Ginguro banding with acanthite (black blebs) and trace visible gold



Core Photos UGCB20-177




159 -160.1 m - 1.1m @ 8.3 g/t Au, 10.8 g/t Ag (New Vein)
162.7 – 163.7m – 1.0m @ 7.5 g/t Au, 8.3 g/t Ag



155 – 156m
1.0m @ 210.3 g/t Au, 167 g/t Ag (VS_21)

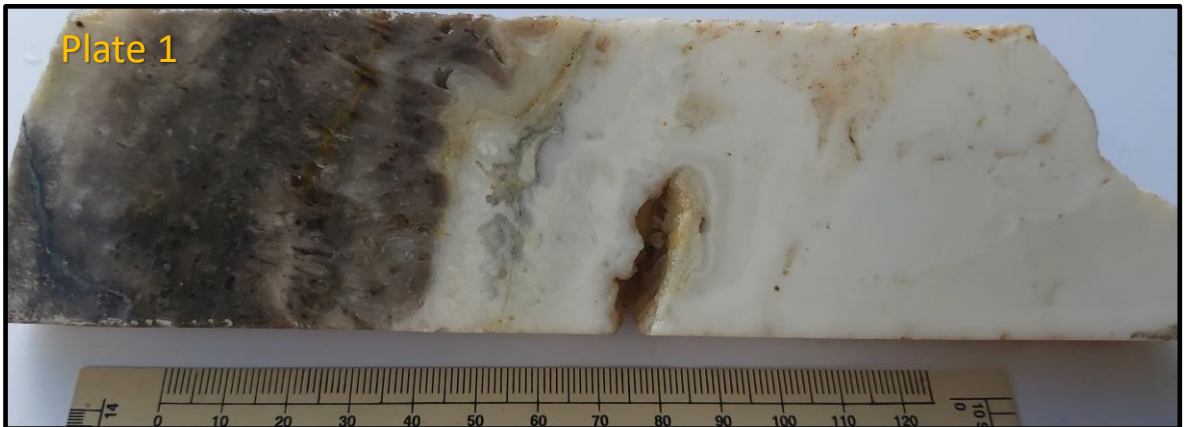
Plate 1



Banded chalcedony with fine grained silt vein infill. Ginguro banding with acanthite (black blebs) and trace visible gold

168.55 – 180.95m



12.4m @ 4.9 g/t Au, 1.4 g/t Ag (VS_07, VS_08, VS_10)



12.4m @ 4.9 g/t Au, 1.4 g/t Ag (VS_07, VS_08, VS_10)

Core Photos CB20-425

6.0m @ 12 g/t Au, 25.8 g/t Ag (VS_06)



Core Photos CB20-425

170.4 – 172.52m
2.1m @ 20 g/t Au, 15.7 g/t Ag (VS_10)

